



Agriculture & Food processing
Harvest our tasty traditions

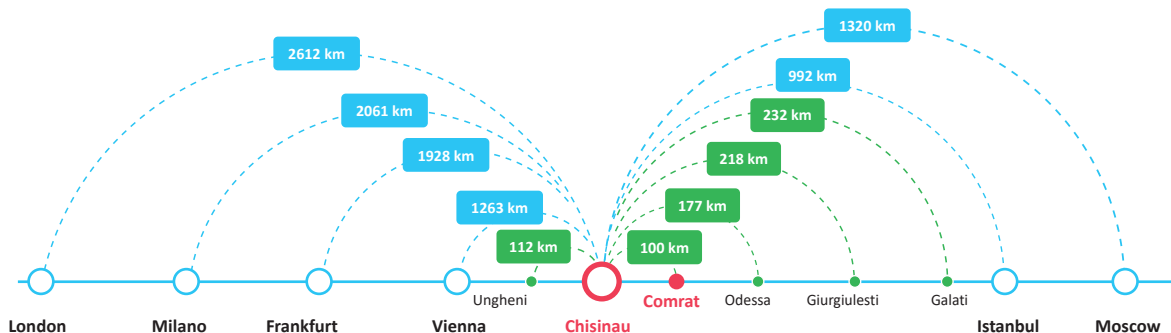
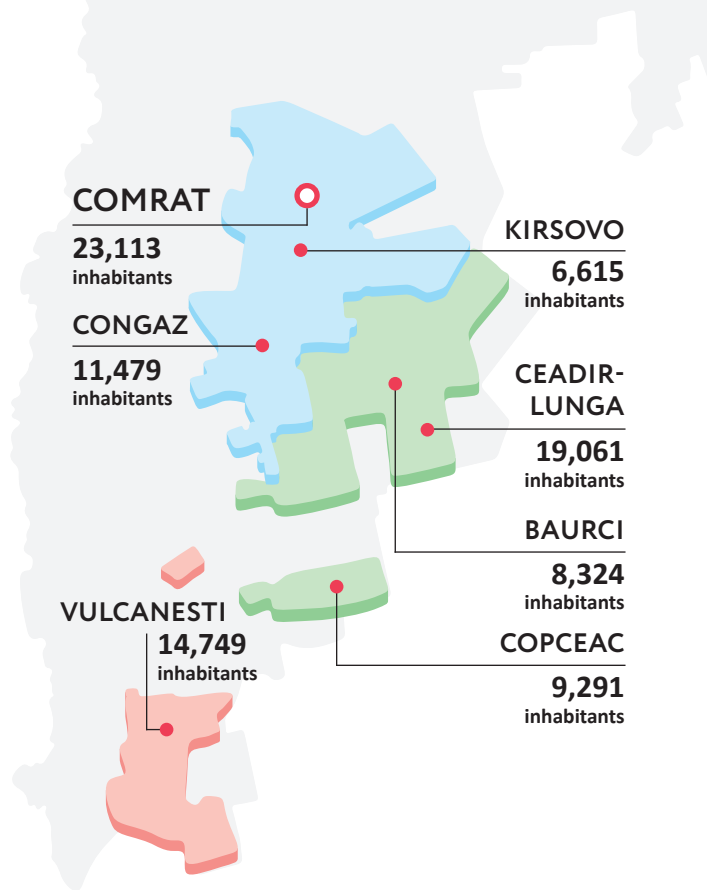
Edition 2023/2024

GAGAUZIA PROFILE

 Political and administrative status	Autonomous Territorial Unit of Gagauzia
 Total area	1,848 km²
 Currency	Moldovan Leu (MDL)
 Capital	Comrat (23.113 inhabitants)
 Total population	147,698 people (5.6% of the Moldovan population)
 Spoken languages	Gagauzian, Russian, Turkish, Romanian

LOCATION

Situated in the southern part of the Republic of Moldova, Gagauzia is bordered by the Ukrainian district of Odessa to the East and has administrative border with districts of Leova, Cantemir, and Cahul to the West. By car, it takes 1.5 hours to travel from the capital of Gagauzia, Comrat, to the capital of Moldova, Chisinau. Its location in the South of Moldova is close to the Danube ports of Giurgiulesti (*International Free Port, Moldova*), and to the river ports of Galati (*Romania*), Reni and Ismail (*both Ukraine*).



CONTENT

General overview of the agriculture sector	2
Main subsectors of the agriculture and food processing industry	3
Crops	3
Vine and wine	5
Fruit and vegetables processing	6
Livestock and dairy	7
International trade	8
Economic cooperation	9
Investment opportunities and preferences	11
Viticulture and wine industry investment opportunities	12
Fruit and vegetables sector	13
Nut production	13
Free Economic Zone «Valkanes»	14
Why invest in the agriculture sector of Gagauzia?	16
Success stories	18



GENERAL OVERVIEW OF THE AGRICULTURE SECTOR

With its favorable climate and geographical conditions, rich soils and biological diversity, agriculture is the main economic pillar of the Gagauz region.

In 2021 the value of agriculture production was approximately 2.2 billion MDL. Together with the processing industry it represents more than 72 percent of the region's Gross Domestic Product. More than 29,9 percent of the labor force is involved in those two sectors. The total area of agricultural land in the Gagauz region is about 150 thousand hectares.

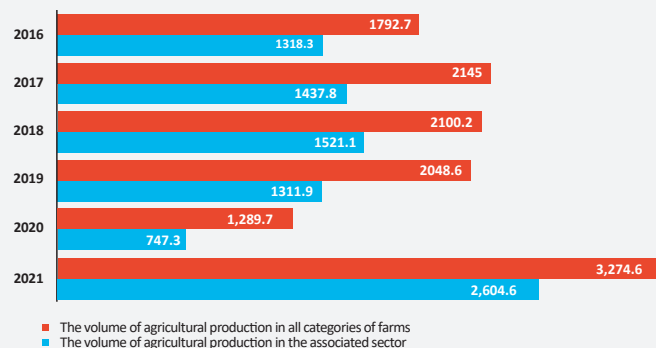
Fields for multi-annual crop production make up for the largest part of arable land.

Much of it consists of highly fertile and productive black chernozem soils.

Rich soil resources support a wide array of annual and perennial crop production across the Autonomy.

Major agriculture products are grains, leguminous plants, oilseeds, and wine grapes. Animal production ensured 14,8% of the total gross value of the agriculture production.

The volume of agricultural production in all categories of farms and in the associated sector, for 2016-2022 (million MDL)



MAIN SUBSECTORS OF AGRICULTURE AND FOOD PROCESSING INDUSTRY

Plant growing has the largest share within the structure of agricultural production. Its share in the total agricultural production is more than 85,2%. The animal production reached a value of 14,8% (214 million MDL) in 2022.

Gross agricultural production in current prices for 2014-2022 (million MDL)

- Crop production
- Animal husbandry
- Total



CEREALS

Cereals are the leading branch of crop production in Gagauzia, distinguished by the diversity of its composition, and including both large producers and small ones.

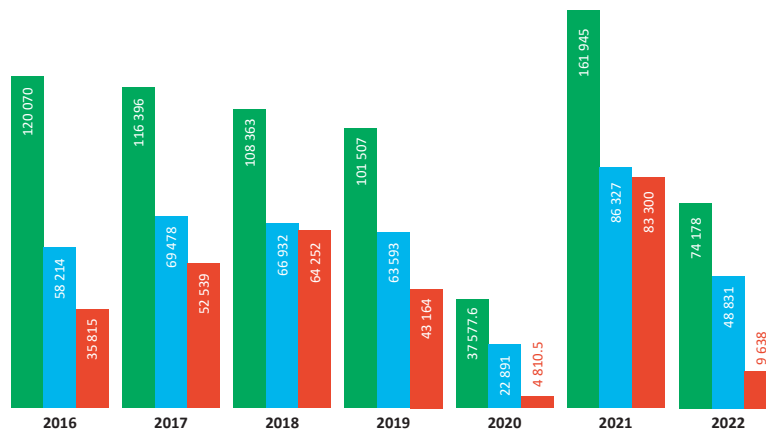
Current yields obtained in the region from one hectare are lower than in the Northern part of the Republic of Moldova, due to climatic conditions. However, this disadvantage is balanced by lower land, prices and higher investment

opportunities in technology. In Gagauzia cereal crops account for 55 percent of the total area of agricultural land. Due to introduction of modern technologies, new technical equipment, high-yielding varieties and hybrids of field crops, agricultural enterprises of Gagauzia have increased the productivity of all crops reaching the average republican level.

Production of main field crops 2016-2022 (tons)

Source:
General department of
agriculture of ATU Gagauzia

■ wheat
■ sunflower
■ corn



The volume of agricultural production for 2013-2022 (tons)

	2013	2014	2015	2016	2017	2018	2019	2020	2021
Plant growing									
Grain and leguminous crops, total	156 065	163 414	144 018	190 411	202 708	198 051	169 683	54 077,5	290 535
Corn	38 633	38 396	33 153	35 815	52 539	64 252	43 164	4 810,5	83 300
Sunflower	33 038	37 660	43 638	58 214	69 478	66 932	63 593	22 891	86 327
Grapes	36 721	30 960	23 983	33 577	39 162	44 868	44 847	22 151,9	31 329
Fruits	8 212	10 331	14 240	23 084	13 221	29 622	19 332	9281,0	15 938
Livestock breeding									
Meat	1 767	2 241	2 700	2 584	2 772	2 430	1 664	2 052	2 499
Milk	2 652	3 976	5 038	5 858	5 848	5 630	5 036	4 768	4 168
Eggs (thousand pcs.)	1 470	3 517	11 000	19 577	29 395	33 466	30 660	25 790	27 908
Wool	7,9	6	8	7	9	4,2	4,3	3,7	5,6

Source: General department of agriculture of ATU Gagauzia

VINE AND WINE



Wine-making is an essential branch of the economy. In the structure of agricultural land of agricultural enterprises, the share of vineyards accounts for 4.7% of the area (5379 hectares), including 4561 hectares in the fruiting age, which provide about 13% of the value of agricultural products of agricultural enterprises.

In 2022, vineyards were planted on area of 47,6 hectares, including 4,8 hectares of non-technical varieties and 42,8 hectares of technical varieties.

Planting was carried out by certified seedlings of intensive European technical and non-technical varieties.

Total exports registered in 2022 value approximately 2915,9 million MDL. The main export destinations are the Romania, Turkey, Russia, Philippines, Italy, Bulgaria, Germany, Iraq, Ukraine, Switzerland, Netherlands, Pakistan.

Evolution of wine and wine-material exports (thousand MDL)

2017		2020	
Total exports	Wine and wine-material	Total exports	Wine and wine-material
2 041 988	667 550	1 804 659	788 938
2018		2021	
Total exports	Wine and wine-material	Total exports	Wine and wine-material
1 726 341	703 363	2 472 436	977 329
2019		2022	
Total exports	Wine and wine-material	Total exports	Wine and wine-material
1 985 048	883 506	2915942,6	762585,1



Grape production

	2017	2018	2019	2020	2021	2022	2022 as % of 2021
Area, ha	4 900	4 841	6 622	4 491	4 414	4561	103,0
Gross Yield, tons	39 162	53 715	53 460	22 151	31 329	34224	109,2
Productivity, c/ha	79,9	92,7	67,7	49,0	71	75	144,9

Source: General department of agriculture of ATU Gagauzia

FRUIT AND VEGETABLES PROCESSING

Gagauzia features the natural conditions necessary for an intensive development of horticulture.

Fruit-growing represents a strategic branch of the local economy, accounting for around 4,1 percent of the agricultural production value.

As part of the implementation of programs for the development of horticulture and viticulture in Gagauzia, in 2022, orchards with a total area of 188,7 hectares were planted in the autonomy.







One of the main exported agricultural products are fruits and vegetables. In 2022 the total value of exported fruits, vegetables, and walnuts was more than 26,1 million MDL. Overall Gagauzia has very good conditions for producing horticultural crops.

The fruit processing segment is developing dynamically so far in regards to cold stores for cooling and further shipment of apples, grapes, plums, and peaches. The infrastructure for processing and cold storage of fruits and table grapes in Gagauzia is represented by nine refrigerated warehouses with a total storage capacity of up to 5600 tons.

Perennial plantations, 2022 (ha)

Grapes	5250
technical varieties	4525
table varieties	725
Orchards	3418
stone fruits	1405
pome fruits	888
nuts	1125

Total area of tree plantations in Gagauzia, 2022 (ha)



	<i>Apple</i>	860
	<i>Plum</i>	607
	<i>Peaches</i>	317
	<i>Walnuts</i>	1125
	<i>Cherries and sour cherries</i>	338
	<i>Apricots</i>	143

LIVESTOCK AND DAIRY

Between 2006 and 2022, cattle livestock decreased by 46%, the number of pigs decreased by 27%, and sheep and goats decreased by 17%.

The decrease in livestock numbers was the result of inefficient restructuring of large cattle farms, as well as the lack of funds for investment in modern livestock facilities. Currently the livestock sector, providing food independence of the region, is underdeveloped. This is also due to the lack of external markets for livestock products, slaughterhouses and refrigeration facilities. There is a large potential for investment in the livestock sector in the region, and especially in livestock farms.

Livestock by categories (pcs)

	2020	2021	2022
 Cattle	5 341	4312	5099
 Swine	11 338	8 838	10 474
 Sheep and Goats	121 381	102 800	89 577
 Horses	769	620	588

Output of selected products of animal origin

	2017	2018	2019	2020	2021	2022
Milk (tones)	5 848	5 630	5 036	4 768	4 168	5215,3
Eggs (thousand pcs)	29 395	33 466	30 660	25 790	27 908	29 322
Wool (kg)	9 000	4 200	4 300	3 700	5 600	5 100



Horse breeding farm, Ceadir-Lunga Municipality



Milking cow farm, Comrat city

INTERNATIONAL TRADE

The main trade partners for export of agri-food products are EU, CIS, Turkey and other countries.

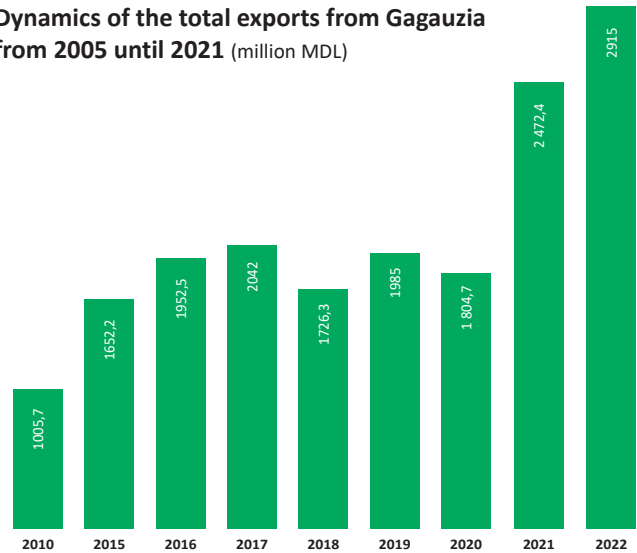
During the last years, agri-food exports have had a stable growth trend. Nevertheless, the promotion of agricultural exports should have a clear sectorial focus. Financing the promotion of agricultural exports should be clearly assessed through monitoring and systematic analysis of the markets and indicators of the effectiveness of used budget funds.

The agro-food trade had a positive balance of 369 million MDL and the share of agri-food exports in total exports represents 12,7% (2022), while the share of agri-food imports in total imports stands at just 2,2% (67,1 million MDL).

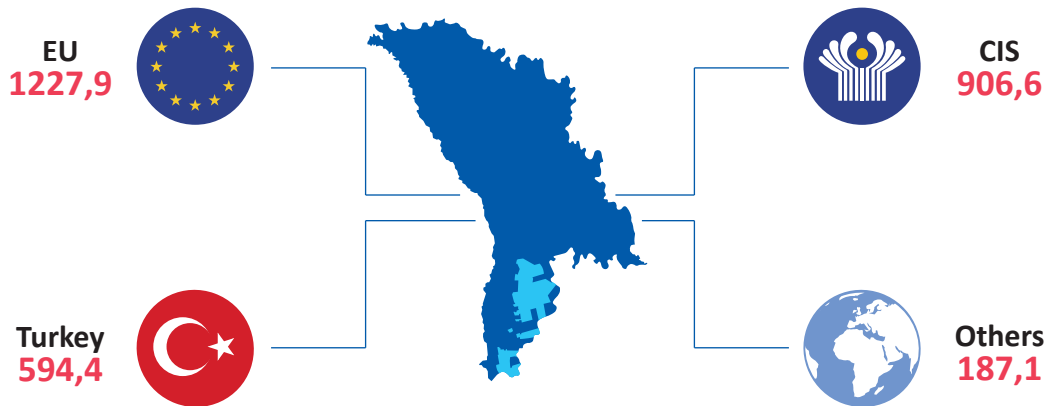
The main export products are wine and spirits, sunflower, wheat, table grapes, fruits and walnuts. Oil seeds and fruits, cereals, potatoes, live animals, fruits and nuts have the largest share in total imports of agricultural products.

The total volume of wines and spirits exports was 762,6 million MDL, which represents 26,2% of the total value of agro-food exports.

Dynamics of the total exports from Gagauzia from 2005 until 2021 (million MDL)



Total Value of Exports from Gagauzia, 2022 (million MDL)



ECONOMIC COOPERATION

The Republic of Moldova has signed 43 Free Trade Agreements (FTA), all of them are valid also for Gagauzia, including:

DCFTA Deep and Comprehensive Free Trade Agreement with the European Union – 500 million customers

FTA with CIS countries (Armenia, Azerbaijan, Belarus, Kazakhstan, Kyrgyzstan, Moldova, Russia, Tajikistan, and Uzbekistan) – 250 million customers

FTA with Turkey – 80 million customers

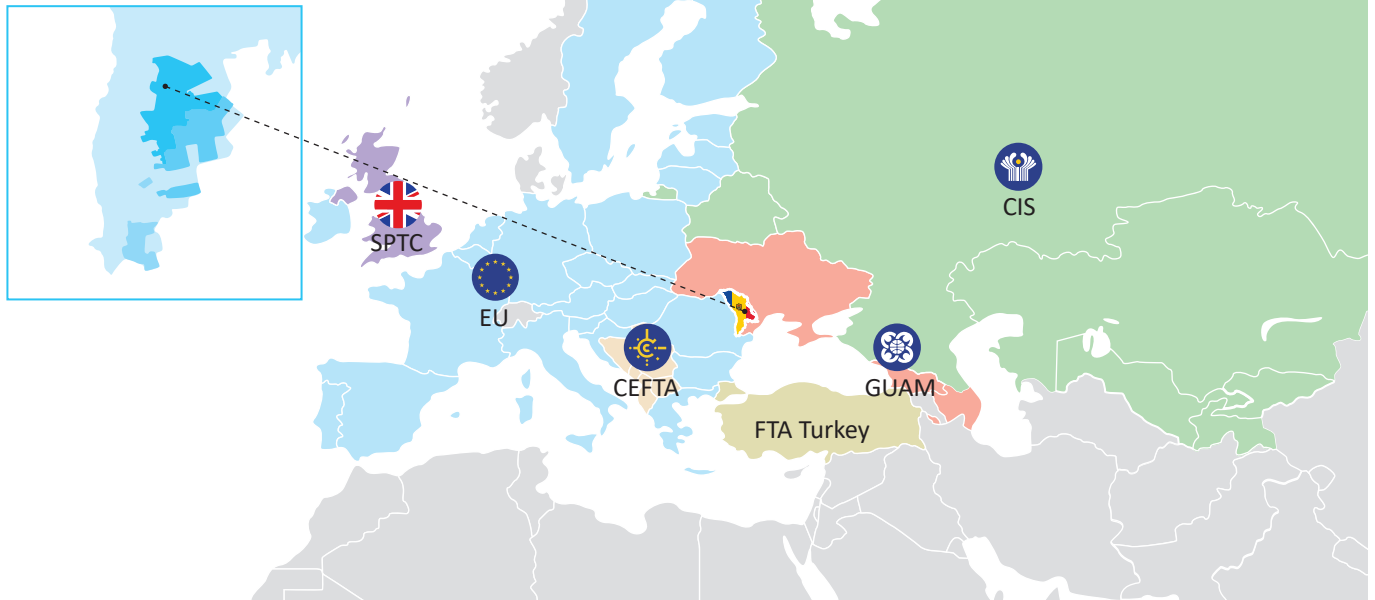
CEFTA Central European Free Trade Agreement (Moldova, North Macedonia, Albania, Serbia, Montenegro, Bosnia and Herzegovina, and UNMIK (Kosovo) – 30 million customers

GUAM Organization for Democracy and Economic Development (Georgia, Ukraine, Azerbaijan, and Moldova) – 60 million customers

SPTC Strategic Partnership, Trade and Cooperation Agreement between the United Kingdom of Great Britain and Northern Ireland and the Republic of Moldova

In 2022 Moldova received EU candidate status. this opens up access to European financing funds and additional incentives for exports to the EU.

880 million customers
Free Trade Area



Import to Gagauzia (thousand MDL)

	2017	2018	2019	2020	2021	2022
Russia	320 340	173 980	166 207	125 773	222 582	195 918
Belarus	63 701	72 588	91 299	90 107	94 434	41 130
Ukraine	165 416	175 408	208 288	242 130	442 547	655 575
Romania	39 955	34 455	54 175	97 580	104 063	123 167
Italy	63 094	73 469	61 896	49 867	81 026	86 976
Poland	24 477	21 684	37 365,2	76 870	88 466	103 420
Bulgaria	97 083	32 697	20 294	7 629	22 002	316 461
Germany	47 605	50 092	48 528	29 323	66 497	89 675
Turkey	416 293	477 134	757 054	678 528	910 850	990 546
China	82 639	102 129	89 188	65 213	134 803	155 640

Export from Gagauzia (thousand MDL)

	2017	2018	2019	2020	2021	2022
Russia	349 805	236 286	344 235	216 776	336 244	232 502
Belarus	96 050	131 706	188 043	173 269	223 859	193 496
Ukraine	38 665	45 245	68 965	72 667	84 183	444 379
Romania	241 832	224 338	295 897	346 233	567 846	755 166
Italy	65 864	164 253	78 850	35 384	32 485	51 283
Poland	131 262	95 630	98 024	133 807	130 115	111 663
Bulgaria	183 797	47 739	980	13 801	29 185	99 835
Germany	87 480	20 919	84 422	26 500	14 098	8 866
Turkey	312 189	343 010	515 359	471 048	611 398	594 359
China	25 595	25 191	27 853	18 439	17 683	15 925

INVESTMENT OPPORTUNITIES AND PREFERENCES

The local legislation provides a large range of options for investors. The regional law on investments gives investors additional guarantees and benefits. Investment preferences are applied in agriculture and industry. Targeted preferences are provided in accordance with the legislation of ATU Gagauzia to investors implementing an investment project for a period of not more than five years.

Investment incentives



Agricultural subsidies (additional to national subsidies) – reimbursement of procured agricultural equipment and technological re-equipment, planting material, procurement of breeding animals from certified farms.



Investment subsidies – reimbursement of up to 30% of investments but limited to 5 million MDL (ca. 250 000 EUR) of the actual costs for construction and installation works, purchasing of equipment without VAT;

Reimbursement is made in the following order:

- a) with actual expenses from 1,000,000 lei to 2,000,000 lei, 10% is reimbursed;
- b) with actual expenses from 2,000,000 lei to 3,000,000 lei, 20% is reimbursed;
- c) with actual expenses of 3,000,000 lei and more, 30% is reimbursed, but not more than 5 million lei.



Job creation subsidy - provision of 20 000 MDL (ca. 1000 EUR) for each new created job. The main criteria is to create 10+ jobs in manufacturing industry;

The Moldovan regulations on intervention and subsidies in agriculture are fully applicable in the region. The regional infrastructure is well developed. The road infrastructure provides access to the production sites, public utility services are widely spread and accessible.

VITICULTURE AND WINE INDUSTRY INVESTMENT OPPORTUNITIES

Advantages

Local legislation provides a large set of possibilities to investors and their newly opened businesses.

The regional infrastructure is well developed. The road infrastructure permits access to production sites, all types of utilities are widespread and can be easily accessed.

Geography

Natural factors of Moldova as a combination of a unique microclimate (a favorable mix of sun, rain, and temperature), fertile soil, favorable geographical position on the same latitude as France and Northern Italy.

Climatic conditions of the region are characterized by an annual rainfall of approximately 479 mm and an average annual temperature of 12°C

Traditions

Viticulture and winemaking is an activity that has been practiced in Moldova over millennia.

New wines

The wine produced in the Autonomy has won international recognition.

Frequent winners of international wine competitions are wines produced in Gagauzia, such as: Chardonnay Gagauzia Wines, Dor Merlot-Saperavi, 98 Hectares Feteasca Neagra, Alb de Onițcani, Plai Saperavi Bastardo, etc.

The region is also famous for its ordinary and sparkling wines.

Investment opportunities



Retrofitting of wineries



Vineyard planting



Developing of the rural tourism projects, in combination with wine tours



FRUIT AND VEGETABLES SECTOR

Investment opportunities



Planting new intensive orchards of peaches for processing, cherries, sour cherries and plums



Production of elite vegetable seeds



NUT PRODUCTION

Investment opportunities



Extending existing walnut orchards



Investing in new orchards of perspective nut bearing varieties – such as walnuts, almonds, hazelnuts.



Processing facilities

- Canning facilities for production of fruit puree and concentrated juices;
- Deep processing of grape seeds to produce oil, the available amount of raw materials is approximately 500 tons;
- Construction of cold storages and packing houses for fruits.

FEZ "Valkanes" was established in 1998. It is located in Vulcanesti city and includes two subzones in municipalities of Comrat and Ceadir-Lunga. The total area of FEZ "Valkanes" is circa 200 hectares, namely in Vulcanesti City – 107 hectares, Comrat Municipality – 50.3 ha, and Ceadir-Lunga Municipality – 42 ha.

Activities that can be carried out in FEZ:

- Industrial production
- Foreign trade activity
- Sorting, packaging, labeling, etc.
- Public services, warehousing, logistic, construction materials and others.

INCENTIVES IN FREE ECONOMIC ZONE (FEZ)


0% CIT for a period of 3 (5) years when investing at least 1 (5) million USD

0% VAT no Excise and Customs duties


24/7 Customs office on site

10 YEARS State guarantee on legislation changes

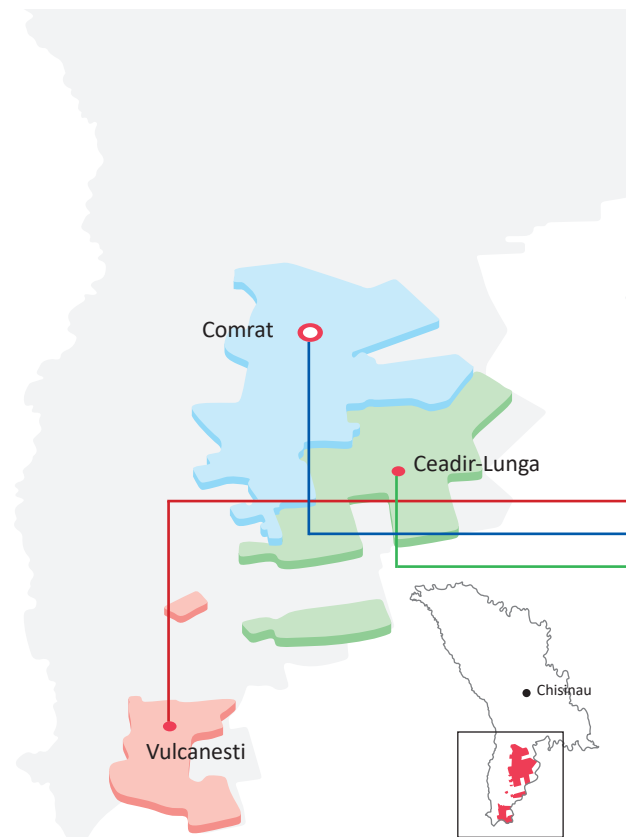
 Road and utilities infrastructure

 EU border green lane (AEO)

 Dual vocational system

 Great number of available productive labor with competitive cost

 Ongoing professional support by FEZ Administration



Residents:

"Fujikura Automotive MLD"
wire harnesses production

"Industrial Invest"
oil production

"DK-Intertrade"
alcohol production

"ALTIS IMPEX"
flour and cereal production

"Terra Impex"
fiberglass mesh construction

"Simart Company"
sunflower oil production



100+ ha FREE BUILDABLE AREA IN ATU GAGAUZIA

FREE ECONOMIC ZONE "VALKANES"


Total Land Area	107 ha
Free Buildable Area	20 ha
Land Purchase Price	1,25 EUR/m ²



FEZ "Vaklanes" is located in the proximity of 7 km to the East from the City center of Vulcanesti. The FEZ has immediate connection to European road E584 connecting the cities of Poltava (UKR) and Galati (ROU). The zone is delimited to the East along the railway route connecting Vulcanesti with Chisnau and Black Sea port on Danube River. Out of the total area of the two subzones in Vulcanesti (107 ha), circa 20 ha represents free buildable area on greenfield.

COMRAT SUBZONE

Total Land Area	35,5 ha
Free Buildable Area	25,5 ha
Land Purchase Price	2.5 EUR/m ²



Comrat subzone is located in the northern part of Comrat Municipality in the proximity of 4 km from the city center. The subzone has immediate access to European road E584 connecting the cities of Poltava (UKR) and Galati (ROU). The land plot area is 50.3 hectares. The main resident of the subzone is Fujikura Automotive MLD - an international supplier of automotive cables for the automotive industry. About 40 hectares of the subzone is free for the construction of production facilities.

CEADIR-LUNGA SUBZONE

Total Land Area	42 ha
Free Buildable Area	42 ha
Land Purchase Price	1.25 EUR/m ²



Ceadir-Lunga subzone is located in the northern part of Ceadir-Lunga Municipality in the proximity of 3 km from the city center. The greenfield land plot of 42 hectares is situated in immediate proximity to the existing industrial zone of the municipality. The subzone has connection to National roads R36 (Basarabasca - Ceadir-Lunga - Taraclia) and R37 (Ceadir-Lunga - Comrat - Cantemir), and railway route connecting the municipality with Basarabasca (railway customs crossing point with Ukraine) and Black Sea port on Danube River.

WHY INVEST IN THE AGRICULTURE SECTOR OF GAGAUZIA?

-  **Stimulating investments through the Agricultural subsidization fund** under the Law on principles of subsidizing agricultural producers of ATU Gagauzia No 19-IX/VI of December 8, 2017. The amount of the subsidy is determined by the Regulation on the use of resources of the Agricultural subsidization fund of ATU Gagauzia and is provided for each support measure, namely:
 -  **Production of Fruits and Vegetables** – stimulating investments in the production of fruit and vegetables in closed ground (greenhouses, hotbeds, and tunnels) made in the territory of ATU Gagauzia (the maximum annual amount an agricultural producer can request and receive under this measure is 40% of the value of the investment , but not more than 400 thousand MDL);
 -  **Horticulture** – stimulating investments in founding, updating, and cutting perennial plantations, including grape and fruit in the territory of ATU Gagauzia (the amount of the subsidy shall be calculated as the amount expressed as a fixed amount per unit of usable area from 15 thousand MDL/ha – 25 thousand MDL/ha, and the maximum subsidy shall not be more than 300 thousand MDL);
 -  **Procurement of agricultural machinery** – stimulating investments in the purchase of agricultural machinery manufactured and/or assembled in the territory of ATU Gagauzia (the amount of support provided shall be calculated as a compensation in the amount of 20% of the cost (per unit), but not more than 200 thousand MDL per recipient);
 -  **Equipment and technological re-equipment of livestock farms** – stimulating investments in equipping and technological re-equipment of livestock farms in the territory of ATU Gagauzia (the amount of the subsidy shall be calculated as 20% compensation for the cost of construction, new technological equipment, and building materials according to cost estimates);
 -  **Purchase of breeding animals** – stimulating investments in the purchase of breeding animals such as beef cattle, sheep, goats, and foundation stock, super-elite and elite reproductions in the territory of ATU Gagauzia (the amount of the subsidy shall be calculated as compensation for the cost of the animal or foundation stock of field crops of elite reproductions according to the invoices, at the rate of 25%);



Processing of agricultural products – stimulating investments in the development of the infrastructure of the full cycle of post-harvest treatment and processing of agricultural products in the territory of ATU Gagauzia:

a) primary treatment, calibration, sorting, packaging, cooling, and storage of fruit, table grapes, and vegetables;

b) slaughter, primary treatment, cooling, packaging, freezing, and storage of meat (beef cattle, small cattle);

c) processing, packaging, and storage of milk and dairy products (beef cattle, small cattle).

The amount of the subsidy shall be calculated as compensation in the amount of 20% of the cost of construction materials and installed equipment, but not more than 1.5 million MDL per recipient.



Procurement of irrigation systems – stimulating investments in the purchase of drip irrigation equipment for perennial plantings and closed soilvegetables in the territory of ATU Gagauzia (the amount of the subsidy shall be calculated as compensation in the amount of 40% of the cost of the new installed drip irrigation system/micro-aspiration system installed in an area no less than 0.03 ha, but not more than 1.0 million MDL per recipient);



Ecological agriculture - support for promotion and development of ecological agriculture in the territory of ATU Gagauzia.

- ✓ **Fertile soil and favorable climate conditions;**
- ✓ **Competitive labor force and availability of qualified staff;**
- ✓ **Large popularity of Moldova brands in CIS countries.**

SUCCESS STORIES



SRL "FABRIKA OLOI PAK"

Location: Comrat

"Fabrika Oloi Pak" LTD was registered in March 2003 in Comrat city. Its main activity consists of milk processing and production of bottled milk, kefir, sour cream, yogurt, butter, and cheeses. The company has a distribution network of 430 outlets. The milk products are distributed locally and to other destinations in Moldova.



Production process, "Fabrika Oloi Pak"



SRL "DOKSANCOM"

Location: Tomai

"DOKSANCOM Ltd" was registered in Tomai village with the main purpose of milk production. The total number of cows is over 800 that are of Dutch breed for milk production. The annual value of milk well exceeds 40 million MDL, the milk

being supplied to the Oloi Pak processing facility. A future goal of the company is to diversify the distribution in order to cover not only the southern region, but also the entire country by



Feeding Calves, "Doksancom" Farm

AZAMET

supplying high quality milk to the costumers.

SRL "AZAMET PRO"

Location: Ceadir-Lunga

Azamet Pro started its activities in 2007 in Ceadir-Lunga City. The company produces cold pressed oil from grape seeds and gluten free flour using the raw material from local producers. At this moment, Azamet Pro has 30 employees and it reaching an annual turnover of 19.5 million MDL. The main export markets are in the local market of Moldova, the EU and CIS countries, as well as the countries of the Asian region.



Grape seed processing, "Azamet PRO"



SRL "TRANSOIL REFINERY"

Location: Ceadir-Lunga

"Trans Oil Refinery" is a leader in the production of sunflower oil and oilseed meal in the South of Moldova. The holding consists of independent companies, the activity of which includes many areas of agro-industrial sectors, including farming, processing and storage of grain, production of flour and vegetable oil, trade with all Mediterranean countries, as well as export to countries such as Kazakhstan, Russia, Ukraine and imports from USA. The number of employees is 157 people.



"Transoil"



GANEA GROUP®

"GANEA GROUP"

Location: ATU Gagauzia

"Today Gagauzia has become a region where the concept of the most modern system of industrial apiaries is being created. Despite a very bad year and a general drop in beekeeping by 70%, we managed not only to grow, but also to gain invaluable experience that will make us even stronger and more stable

in the future. None of this would have happened without the support of the Government of Gagauzia, thanks to which territories for development were promptly proposed and an industrial park to produce beehives and beekeeper inventory was approved, which makes us completely autonomous and as competitive as possible."

Igor Ganea

"Ganea Group" Founder

TRANSTEST®

SRL "TRANSTEST"

Location: Ceadir-Lunga

"Trans-Test" was founded in Ceadir-Lunga in 2005 and initially was a vehicle test station. In 2007, the company launched its first snack production line. Today the company produces snack products - seeds, peanuts, pumpkin seeds, sunflower kernel, pistachios and popcorn. One of the new directions of the company was the production of lavash. At the moment, the company employs about 100 people. The annual turnover is over 150 million MDL. The products of "Trans-Test" are sold on the Moldovan market, but also exported to Romania.

For prominent and sustainable achievements in the field of economy of Gagauzia, "Trans-Test" Company has been awarded a special Grand Prix at the contest "Best Entrepreneur of Gagauzia-2018".



Technological process, "Trans Test"

INVEST MOLDOVA & INVEST GAGAUZIA HELP YOU

THE ONE-STOP SHOP FOR ALL YOUR INVESTMENT QUESTIONS ASSISTANCE & INFORMATION



Provide

- Information on the investment climate
- Sector-specific information
- Consulting on suitable locations – FEZ, IP (Invest Moldova database)
- Information on relevant tax, legal and administrative issues



Assist

- Scoping missions (agenda, logistics, follow up)
- Investment incentive application
- Information on business providers - HR, Legal, Consulting, etc.



Connect

With relevant partners:

- Embassies
- Government authorities
- Business associations
- Existing investors

INVESTMENT ATTRACTION & PROMOTION ACTIVITIES

G2B and B2B Missions abroad

International events-promotion of the investment climate of the Republic of Moldova

Moldova Business Week

AFTERCARE

Platforms for Investors

Council for the promotion of projects of national importance, chaired by Prime Minister

Economic Council to the Prime Minister of the Republic of Moldova

- 41 associative structures of the business community
- 43 state institutions
- 16 representatives of the scientific and research community
- 6 working groups

Eliminating constraints in entrepreneurial activity: Coordinator - American Chamber of Commerce (AMCHAM)

Facilitation of trans-border trade: Coordinator - European Business Association (EBA)

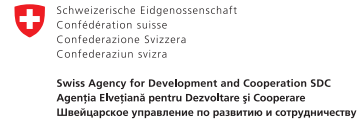
Stimulation and retention of private investments : Coordinator - Foreign Investors Association (FIA)



Contact us:
 48, Pobeda str. Comrat mun.,
 MD-3805, ATU Gagauzia,
 Republic of Moldova
 © Invest Gagauzia 2022

+373 69 88 00 69
 +373 69 96 38 38
 +373 29 88 18 33
 info@investgagauzia.gov.md
 www.investgagauzia.gov.md

In close cooperation with, and supported by:



Scan for more:

